

NetLink



ESRD Network of Texas, Inc.
4040 McEwen Rd, Suite 350
Dallas, Texas 75244
info@nw14.esrd.net * www.esrdnetwork.org

POST for all staff to read



Texas Transplant Facts by the Numbers

January 2011

- Texas has 20 adult kidney transplant programs and 9 pediatric programs.
- As of 12/16/2010, there were 8,049 candidates listed on the UNOS wait list for a kidney.
- As of 9/20/2010, a total of 1,007 kidney transplants had been performed in Texas, 378 from a living donor and 629 from a deceased donor.
- A manual, "Selection Criteria for Adult and Pediatric Kidney Transplant Programs in Texas" can be found on the ESRD Website (www.esrdnetwork.org) under Professionals. This manual contains the specific criteria and contact information for each of the Texas Transplant Centers. This should be used as a guide only as changes may have occurred in a program.
- One year patient survival with a living donor kidney is 98.9% and with a deceased donor kidney is 96.6 % (according to the 2009 Annual Report from the Scientific Registry of Transplant Recipients (SRTR).
- One year kidney graft survival from the same report is 96.6% for recipients of a living donor kidney and 91.6% for recipients who received a deceased donor kidney according to the same source (SRTR)
- There are 3 Organ Procurement Organizations that provide kidneys and other organs for transplantation. These are: Southwest Transplant Alliance (www.organ.org), LifeGift (www.lifegift.org) and Texas Organ Sharing Alliance (www.txorgansharing.org).
- In 2005, Texas joined 40 other states by creating its own state donor registry. Registering to become a donor ensures your wishes will be carried out after you die. One deceased donor can save up to 8 lives through organ donation and enhance another 50 lives through tissue donation. For more information, go to www.donatelifetexas.org
- There are many resources available for patients and professionals. Among them are Kidney School , an interactive online learning center for patients and professionals (www.kidneyschool.org); The Organ Procurement and Transplantation Network (www.optn.transplant.hrsa.org); Transplant Living (www.transplantliving.org); National Kidney Foundation(www.kidney.org); Multicultural Health and Transplant Professionals (www.asmhpt.org); American Association of Kidney Patients (www.aakp.org) to name a few.

Inside this issue:

Alerts/Recalls	2
Community Corner	3
Information Management (Data)	3
Outreach Corner	4
Patient Services Corner	5
Quality Improvement Corner	6 - 9
Network Information/Announcements	9
Calendar	10
Patient Corner	11-12

Please let us know what you think by completing the evaluation form and fax to 972-996-0396. Form will be sent separately.



Alerts/Recall Corner



The FDA Safety Information and
Adverse Event Reporting Program

FDA Safety Announcement: Abbott Glucose Test Strips: Recall - False Low Blood Glucose Results

The FDA and Abbott Diabetes Care are working to notify healthcare professionals and patients regarding the recall of 359 different lots of glucose test strips marketed under the following brand names: Precision Xceed Pro, Precision Xtra, Medisense Optium, Optium, OptiumEZ and ReliOn Ultima.

The issue relates to the insufficient absorption of blood into the test strip. Strips that have either been exposed to warm weather or prolonged storage may have a higher likelihood of providing a false result. Test strips included in the recall may give falsely low blood glucose results, which can lead patients to try to raise their blood glucose when it is unnecessary, or to fail to treat elevated blood glucose due to a falsely low reading. Both scenarios pose risks to health.

The FDA is releasing recommendations for consumers and healthcare professionals. These recommendations explain how to determine whether a particular lot is affected, how to order a free replacement set of strips, and what steps to take in the meantime.

Read the MedWatch safety alert, including links to the News Release and FDA Questions and Answers, at:

<http://www.fda.gov/Safety/MedWatch/SafetyInformation/SafetyAlertsforHumanMedicalProducts/ucm237910.htm>



FDA Recall Announcement: American Regent Sodium Bicarbonate Injection

American Regent and FDA are working to notify healthcare professionals of the nationwide recall of specific lots of Sodium Bicarbonate Injection, USP, 7.5% and 8.4%, 50 mL Single Dose Vials because some vials of these lots contain particulates. Potential adverse events after intravenous administration include damage to blood vessels in the lung, localized swelling, and granuloma formation.

Read the complete MedWatch 2010 Safety summary, at: <http://www.fda.gov/Safety/MedWatch/SafetyInformation/SafetyAlertsforHumanMedicalProducts/ucm238323.htm>



"The point is not to pay back kindness but to pass it on."

- Julia Alvarez, author



Community Corner

ANNA Texas Annual Conference—*Under Construction: Route To The Future*

Friday, January 14, 2011 and Saturday, January 15, 2011

San Luis Hotel, Galveston, TX

Pre-conference on Friday morning

Conference Friday afternoon and all day Saturday

All disciplines are welcome to attend

CEUs will be available

For more information or to obtain a registration form go to www.annatexasmeeting.org

Save the Date—Share with your patients

Mark your calendars for 2011 Kidney Day at The Capitol in Austin, Texas. This day long event provides patients and their family members the chance to not only tour the Texas State Capitol but also meet with their State Representatives to discuss renal issues.



Information Management Department

(Data Department)

Frequently Asked Questions for the IM Dept.....

Q: How can I get a copy of a completed CMS 2728 or 2746?

A: To receive a copy of a completed 2728 or 2746, you need to first have the Network 14 request form. To get a copy of this request form go to our website at www.esrdnetwork.org, click on CMS (top right hand corner of home page), click on the 2nd bullet titled “2728 and 2746 copy request form”, then print this form. COMPLETE this form (make sure you have the patient sign the form for a copy of a 2728), sign and date, then fax to the Network office at 972-503-3219. Please allow 5 to 7 business days for a reply.

Q: What address do I mail completed CMS 2728, 2746, or Patient Activity Reports (aka: monthly activity reports) to?

A: ESRD Network of Texas, Inc. 4040 McEwen Rd Suite 350, Dallas, Texas 75244

Q: What is the Network fax number?

A: 972-503-3219

Q: What is correct address for the Network?

A: 4040 McEwen Rd. #350, Dallas, TX 75244

Continued on page 4



Q: Whom do I order more CMS 2728 or CMS 2746 forms from?

A: For additional copies of the **CMS 2728** form you may take a copy of a blank form that you already have or you may download from our website. Click on CMS (top right hand corner of home page), click on the 3rd bullet titled “CMS – 2728”, then print this form and make copies. **WHEN USING COPIES OF THIS FORM YOU MUST have the physician sign the back page in BLUE ink.**

For additional copies of the **CMS 2746** form, go to our website, click on CMS (top right hand corner of home page), click on the 1st bullet titled “order form for blank 2746 form”, then print this form. COMPLETE this form then fax to the Network office at 972-503-3219.

Q: I am not sure who I need to speak to.

A: If you are not sure which Network staff member you need to call you can download a list of the Network staff, their job duties, email addresses and phone numbers from our website. This simple step will save you time by being able to reach the right person the first time. To access a staff listing, go to our website, click on the tab titled “Our Network”, click on “Who We Are”. On the right hand side of the page there is a list of related information. The 2nd bullet titled “Network staff”. **We highly recommend that you make copies and post at each phone in your unit/office.**

Outreach Corner

Top 10 FAQ's on EMSsystem

1. Q: Why do I have a “**key icon**” next to my facility name?

A: The “keys” represent rights’ and access. You **should** have keys next to your facility name; it allows you to make changes to the facility and contact information.

2. Q: Why didn't I receive the alert when I have information in the system?

A: Something is not complete in your preferences. To check, log onto the system and click on preferences and check the:

- “Event notification” tab and make sure all potential events are checked.
- “User info” tab and make sure the contact information is correct to receive notifications.

3. Q: There is only one field for first and last name; how do I add multiple contact names?

A: On the first name line include the first names of all the contacts separated by a comma and repeat the process for last names.

4. Q: What phone numbers should be listed as the contact numbers?

A: The first contact number listed should be an offsite number for the primary contact. (Cell phone, blackberry, home phone etc). **The facility phone number should not be listed as the first contact number.**

5. Q: Can I receive the alerts on my cell phone?

A: Yes, on the Preferences tab under “user info” there is a section for text pager information. Enter the addresses for as many cell phones as you would like to receive event notifications on. Separate each address by a comma with no spaces between them.

Continued on page 5



6. **Q:** How do I find out what my text messaging address is?

A: Call your cell phone carrier and ask for the text messaging address for your specific carrier. All carriers have this capability. If you are still not receiving text messages you may have to speak with your carrier to troubleshoot the problem.

7. **Q:** When I receive an alert, what should I do?

A: When you receive an alert, log onto EMSsystem and click on the alert message. Read through the **entire message** to see what action will be required. Many times the coalition or the Network will utilize EMSsystem to distribute information or forms to facilities in a faster and more concise manner. When you click on an event there may be an attachment. To download the attachment(s), click on the document name and print or save it to your computer. Once downloaded, the document will become part of your facility history and can be accessed at a later date if necessary.

8. **Q:** Where do I enter additional information or needs for my facility?

A: When you click on any of the numbers in the system that needs to be updated there is a comment(s) box. Enter your comments, needs and additional information regarding shifts and staffing in this area. Anyone viewing the system will be able to see this information.

9. **Q:** I do not have a password; how do I get access to EMSsystem?

A: Email your CMS provider name and 6-digit provider number to: afichtner@nw14.esrd.net

10. **Q:** How can I get a review of how the system works?

A:Go to the Network website at www.esrdnetwork.org OR the TEEC website at www.texasemergenciesrd.org and click on EMSsystem to view the comprehensive presentation with screen shots on how to use the system which includes step-by-step instructions.

Patient Services Corner

Dialysis Facility Compare



Medicare provides a Web site called Dialysis Facility Compare, which allows patients and professionals to view important information about dialysis facilities in the U.S. It provides information about dialysis facility services, quality measures and other renal resources. If you would like written materials to provide to patients regarding this resource, contact the Network office. Please inform your patients about this valuable resource. For detailed instructions about how to use the DFC Web site, please go to their website at www.medicare.gov and click on dialysis facility compare or go to the Network website, click on links and scroll down to dialysis facility compare.

Nephrology Today and Tomorrow (Location: The Omni Mandalay in Irving, Texas)

SAVE THE DATE

Mark your calendars now, to attend the Network 14's annual meeting for 2011 & 2012!

When: June 24th-25th 2011

June 29th-30th 2012



Quality Improvement Corner

ATTENTION Non-LDO Facilities: Quality of Care (QOC) Lab Reports

In early December the Network sent non-LDO facilities a QOC packet with specific instructions on the data collection and submission of required patient lab data and other data elements. Completed spreadsheets with October, November, and December 2010 data are **due to the Network by January 21, 2011.**

2011 data collection sheets and instructions for Hemodialysis, Peritoneal Dialysis, Frequent Hemodialysis and Home Hemodialysis are available on the Network's website under Professionals-Data-Related Information.

For additional information please contact Angie Wieler, QI Coordinator, at 469-916-3806 or email awieler@nw14.esrd.net or Jennie Conley, QI Assistant, at 469-916-3805 or email jkconley@nw14.esrd.net

Miss One of the Network's Vascular Access Webinars?

Well, it's not too late to view this valuable information. The two webinars: "The ArterioVenous Fistula: The Road to Success" by Dr. George Nassar held October 27, 2010 and "The Vascular Access Coordinator: A Patient & Treatment Team's Best Friend" with Lesley Dinwiddie, MSN, RN, FNP, CNN, held December 6, 2010, can be found on NW 14 website at www.esrdnetwork.org

If you are a Functioning Fistula QI Project focus facility, when you view "The Vascular Access Coordinator..." webinar, be sure to download the attendance log and the evaluation form and fax to the numbers on the individual forms. As you know, it is a requirement for focus facilities to complete each webinar. Sending in the attendance log and evaluation is the way the QI department will know your facility has met the requirement. If you have any questions, you can contact Kelly Shipley via email at kshipley@nw14.esrd.net

Webinar ~ Save the Vein: What Nurses Need to Know

ANNA is pleased to invite you to a FREE educational webinar offering 1.25 continuing nursing education (CNE) credits. You can participate in this program in the comfort of your own home, so don't miss out!

This program focuses on the importance of vein preservation in chronic kidney disease (CKD) patients. At the heart of the project is a silicone wristband that reads "SAVE VEINS – NO IV/LAB DRAWS." A wristband, a patient educational brochure, and order information (for additional wristbands) will be sent to all ANNA members with the January-February issue of the *Nephrology Nursing Journal*.

The webinar will provide nurses working with patients with CKD stages 3-5 the knowledge, tools, skills, and infrastructure to care for and educate patients about vein preservation and the importance of self-care access management. By encouraging patients to assume an active role in their own care related to vein preservation, we hope the goal of a 66% AV fistula rate set by the Center for Medicare & Medicaid Services (CMS) can be met.

Continued on page 7



Objectives:

1. Identify CKD patients who need education related to vein preservation.
2. Analyze the tools and skills nephrology nurses must exhibit to adequately prepare patients for preserving their veins for an AV fistula.
3. Design a plan to educate patients about the importance of being actively involved in their care in anticipation of the eventual need for hemodialysis.

Summarize the importance of vein preservation for patients with CKD stages 3-5.

Presenter:

Timothy Ray, DNP, CNP, CNN-NP, is a nephrology nurse practitioner and ANNA's director for the Save the Vein project. He has been a nephrology nurse practitioner for 11 years, working in private practice with three nephrologists in the Cleveland, OH area. His clinical focus is ESRD, acute care, CKD, and general nephrology. Mr. Ray is also on clinical faculty at Case Western Reserve University, Kent State University, and Ursuline College. He is currently a member of ANNA's Advanced Practice Special Interest Group, recently presented at ANNA's Fall Meeting about CKD clinics, and has a special interest in CKD management and vein preservation.

To register go to www.annanurse.org, and select

Free Educational Webinar on Vein Preservation in CKD Patients: Register Now!

The webinar will be offered to ANNA members on two dates:

- **January 11, 2011** - 6 pm ET (3 pm PT)
- January 12, 2011** - 9 pm ET (6 pm PT)

"Nothing really worth having is easy to get. The hard-fought battles, the goals won with sacrifice, are the ones that matter."

- Aisha Tyler, actress and comedian

National Institutes of Health (NIH) Videos Help Health Providers Answer Questions About Dialysis

First Series Focuses on Arteriovenous (AV) Fistula Surgery

Release from the National Institute of Diabetes and Digestive and Kidney Diseases (NIDDK)

Health care providers can now take advantage of a new video series to help them talk with patients about preparing for dialysis treatments according to the National Institutes of Health announcement on November 4, 2010. The eight short videos cover some of the most common questions patients ask about surgery to create an AV fistula, a connection between an artery and a vein in the arm that allows adequate blood flow for dialysis. The videos were produced by the NIH's National Kidney Disease Education Program (NKDEP) and the Fistula First Breakthrough Initiative (FFBI).

Continued on page 8



National Institutes of Health (NIH) Videos Help Health Providers Answer Questions About Dialysis

Continued from page 7

"We know that it is sometimes difficult for primary care providers to talk with patients about the different aspects of dialysis preparation," said Andrew S. Narva, M.D., NKDEP director. "We hope these videos will help providers feel more comfortable discussing fistula placement so those important conversations can happen earlier in the disease process." A normal vein would not allow blood to flow rapidly enough to and from the dialysis machine, and repeated needle punctures would harm the vein. "We encourage patients to have a fistula placed in an arm several months before we anticipate they will need dialysis," Narva said.

Advance placement allows time for the fistula to heal so it is ready for the first dialysis treatment.

"It is important for patients and their families to understand the need for permanent vascular access," said Brandy Vinson, FFBI project manager. "Fistulas provide such access, so we are pleased to have developed this video series with NKDEP. It helps us carry out our mission to meet patient and provider needs."

Each one- to two-minute video features Betty Garrison, an actual patient who is facing dialysis, and Narva, a board-certified nephrologist who answers her questions.

"Patients facing dialysis need to

understand what is happening to them and to their bodies," said Garrison. "I was still a little fearful after talking with Dr. Narva, but I had my surgery because I knew it would help me in the long run. My fistula will be ready when I need to start dialysis."

The video series is featured on the websites of NKDEP and FFBI.

To access the videos on the NKDEP site, visit the AV Fistula Placement section of www.nkdep.nih.gov/professionals/providereducation/index.htm.

Find them on the FFBI site at www.fistulafirst.org/ProviderEducationalVideos.aspx.

Clarification on Report to the Director from DSHS

After the statewide DSHS/ANNA/Network collaborative meetings this fall, DSHS released official clarification on many issues raised during the meetings. Highlights include the Report to the Director (incident report).

Specifically,

Incident reports are required for the following:

- 1. death of a patient (Do not report death related to a traffic accident, pre-scheduled elective surgery, hospitalization greater than 14 days, a do-not-resuscitate (DNR) directive, a hospice patient, or a patient who withdraws from dialysis);*
- 2. hospital transfer from the dialysis facility (with the ambulance lights flashing); Do not report non-emergent transports.*
- 3. conversion of staff or patient to hepatitis B surface antigen (HbsAg) positive (Submit a report with lab results for all patients and staff in the*

facility, with their hepatitis status, antibody status, and vaccination status);

- 4. involuntary transfer or involuntary discharge of a patient;*
- 5. fire in the facility (Submit the report from the fire department).*

For details on this other clarifications, please go to www.esrdnetwork.org – Professionals - Regulation – Texas Rules – Chapter 117 ESRD Rule Clarification – 12/7/10. Unfortunately, the pdf document was sent in a sideways format, so please print and view.

For more information please contact Angie Wieler, Quality Improvement Coordinator at awieler@nw14.esrd.net



Continuing Education Requirements for CCHT Credential

Certifications earned before 11/1/08 required twenty (20) contact hours of hemodialysis patient-related continuing education. Effective with certifications earned on or after 11/1/08, thirty (30) contact hours of hemodialysis patient-related continuing education.

• NNCC strongly recommends that one of the following accreditation bodies approve continuing education.

o Organizations accredited by the American Nurses' Credentialing Center – Commission on Accreditation (ANCC-COA), the credentialing body of the American Nurses' Association. (For example, The American Nephrology Nurses' Association (ANNA), which is both an accredited provider and approver of continuing education in nursing).

o The American Association of Critical-Care Nurses (AACN)

o The Council of Continuing Education

o California, Florida, Kansas, Ohio, and Iowa State Boards of Nursing

o National Association of Nephrology Technicians (NANT)

o Continuing Education content must be specific to the work of a CCHT.

o Must be completed during the recertification period.

o Continuing education certificates must include the following information:

o Name of attendee

o Date of program

o Name of program

o Number of contact hours awarded

You must retain all continuing education certificates in your personal files, in order to demonstrate that the criteria have been met for recertification. This documentation is required in the event your application is randomly selected in an audit.

Hemodialysis Patient-Related Continuing Education (Approved by the NNCC for Technicians to Recertify (CCHT)

American Nephrology Nurses' Association CE Activities (www.annanurse.org)

American Nurses' Association (www.nursingworld.org)

Core Curriculum for the Dialysis Technician (www.meiresearch.org/corecurriculum)

ESRD Networks (<http://edu.flqio.org>)

Hypertension, Dialysis and Clinical Nephrology (HDCN) (<http://medtext.com/hdcn.htm>)

Kidney School™ (www.kidneyschool.org)

National Association of Nephrology Technicians (www.dialysistech.net)

National Kidney Foundation Kidney Learning System (www.kidney.org/professionals/KLS)

Network Office Installs New Phone System


On November 15, 2010 the Network installed new phone equipment and switched over to a new long distance carrier. The install and switch over has been completed. During this change there were several incidents where the Network office lost faxing (incoming and outgoing) capabilities as well as phone service.

If you are still having problems submitting your information via fax to the Network office please contact Debbie O'Daniel at 469-916-3804. When you report a problem with the fax machine please be ready to provide Debbie with the name of your phone carrier plus the date and time when service was down along with your contact information.

Kudos to Angie Wieler, Network QI Coordinator!

Angie has successfully passed the Certified Professional in Healthcare Quality (CPHQ) exam and earned her CPHQ designation. A **Certified Professional in Healthcare Quality (CPHQ)** is an individual who has passed the Healthcare Quality Certification Board's accredited, international examination, demonstrating competent knowledge, skill and understanding of program development and management, quality improvement concepts, coordination of survey processes, communication and education techniques, and departmental management. This is just one of many professional ways that Angie shows her on-going commitment to the quality of care provided to dialysis professionals and patients. **Hats off to Angie!**






January 2011



Sun	Mon	Tue	Wed	Thu	Fri	Sat
						1 
2	3	4	5	6	7	8 <i>EMSystem updates due December PARs due</i>
9	10  <i>Non-LDO FF December data due</i>	11 <i>Missing Forms due</i>	12	13	14	15
16	17	18	19	20	21	22
23	24	25	26	27	28 <i>Missing Forms mail out</i>	29
30	31					

TIPS: Prior to reporting a patient on your Network PAR or completing a 2728 form consult with the patient’s Nephrologist to verify a chronic status. **Do not** report acute patient’s to the Network. If your patient recovers kidney function within 90-days of initiation, CMS classifies that patient as acute.



Did you hear.....

The ESRD Network of Texas is available to assist both the facility staff as well as patients with:

How to use Dialysis Facility Compare website

Help patient find a dialysis unit during a disaster or when traveling

Help facilities with patient education on modalities, quality of life, transplantation, rehabilitation and advance care directives/end of life.

Help patients and staff with home therapies, in-center self care, and immunizations.

Help facilities in developing plans for local disasters.

Help facilities in developing mechanisms for assessing the health-related quality of life for patients.

Help facilities in developing community and patient education programs.

Help providers in developing appropriate quality improvement plans as needed to meet Network/CMS goals.

To contact the Network for assistance:

Patient's Toll Free # 1-877-886-4435 (patient's only please)


Facility staff -972-503-3215

Email: info@nw14.esrd.net



Facility staff - post both the English and Spanish flyer by the patient's scales as well as near the sink that the patient's use to wash their accesses and in the





Ha oído.....

La Red ESRD del Estado de Texas está para ayudar tanto al personal del centro como a los pacientes en:

Cómo utilizar el sitio Web *Dialysis Facility Compare*

Ayudar a los pacientes a encontrar un centro de diálisis en caso de catástrofe o durante un viaje

Ayudar a los centros con la educación del paciente sobre modalidades, calidad de vida, trasplante, rehabilitación y directivas anticipadas de atención médica/final de la vida.

Ayudar a los pacientes y al personal encargado de terapias a domicilio, autocuidado en el centro e inmunizaciones.

Ayudar a los centros a elaborar planes para el caso de catástrofes locales.

Ayudar a los centros a desarrollar mecanismos para evaluar la salud en relación con la calidad de vida de los pacientes.

Ayudar a los centros a desarrollar programas de educación para la comunidad y los pacientes.

Ayudar a los proveedores a desarrollar planes de mejora de calidad adecuados para alcanzar los objetivos de la Red/CMS.

Para solicitar ayuda a la Red:

Número gratuito para pacientes # 1-877-886-4435 (solo para pacientes)

Personal del centro-972-503-3215

Email: info@nw14.esrd.net

